







K 63 BASE*



 mm	 mm	 mm	 kg/m	 m
270		26,0	8,23	3,30
280		26,0	9,01	3,30



*nur in kurz verfügbar
*only available cut to length

BESCHREIBUNG

– Profil für Stapelreifeneinsatz

FEATURES

– Tread for fork lift application